

VRLA AGM Battery

BT-12M33AC [12V33Ah]



General Features

- Designed floating charging service life: 8 years (25°C)
- Sealed and maintenance free operation
- Safety valve installation for explosion proof
- Low self-discharge characteristic
- Wide operating temperature range from 0°C~40°C
- Lead Aluminum calcium Tin alloy high energy, prevent corrosion

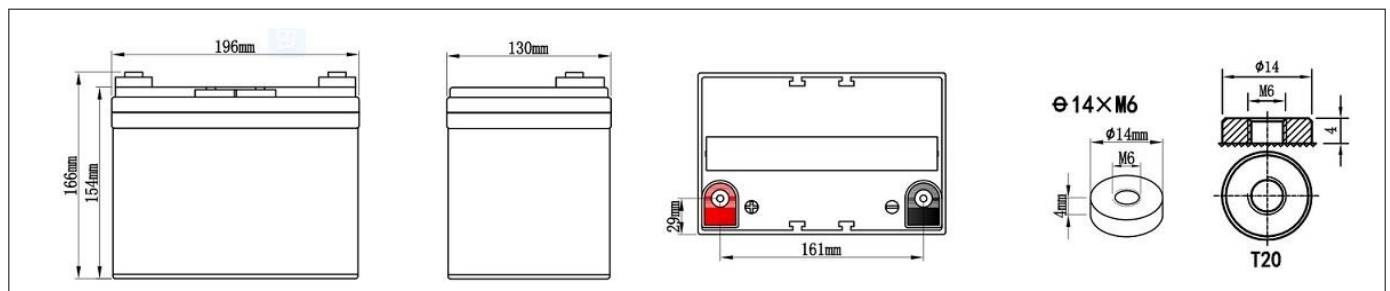
Application

- DC power supply
- UPS/EPS power supply
- Electrical devices & instruments
- Security and fire alarm systems
- Telecom stations and power stations
- Medical equipment
- Emergency lighting systems

Physical Specifications

Nominal Voltage	Nominal Capacity (20HR)	Dimension				Weight ±3%	Internal Resistance (In full charge status)	Standard Terminals
		L	W	H	TH			
12V	33AH	196±2mm	130±2mm	154±2mm	178±2mm	Approx 9.80kg (21.61lbs)	≤7.58 mΩ	T20 (standard)

Dimensions



Constant-Voltage Charge

Rated Capacity	
20 hour rate (1.65A)	33.03AH
10 hour rate (3.30A)	31.50AH
5 hour rate (5.61A)	27.55AH
27 minute rate (33A)	17.50AH
7 minute rate (99A)	11.55AH
Capacity affected by Temperature	
40°C(104°F)	103%
25°C(77°F)	100%
0°C(32°F)	86%

Cycle Application	
1.	Limit initial current less than 8.25A.
2.	Charge until battery voltage (under charge) reaches 14.1V to 14.4V at 25°C(77°F).
3.	Hold at 14.1V to 14.4V until current drop to under 0.198A for at least 3 hours.
4.	Temperature compensation coefficient of charging voltage is -30mV/°C.
Standby Service	
1.	Hold battery across constant voltage source of 13.6 to 13.8 volts with current limit 8.25A continuously .When held at this voltage , the battery will seek its own current level and maintain itself in a fully charge status.
2.	Temperature compensation coefficient of charging voltage is -18mV/°C.

NOTE : The battery should be charged within 6 months of storage, Otherwise, permanent loss of capacity might occur as a result of sulfation

VRLA AGM Battery|BT12M33AC|12V33Ah]

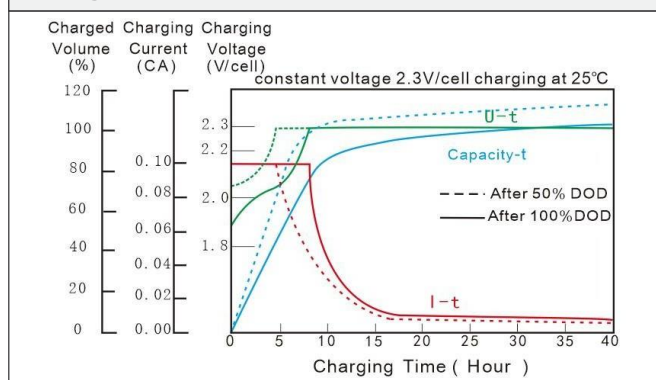
www.saite.vn

Battery Discharge Table

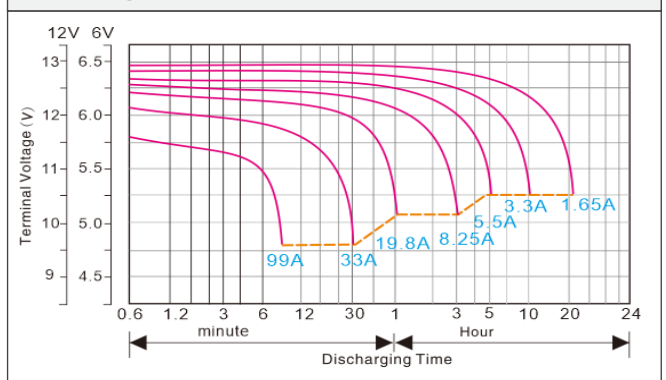
End Voltage (V)	Minute (M)					Hour (H)							
	5	10	15	30	45	1	1.5	2	3	5	8	10	20
Constant Current Discharge Data Sheet (Amperes at 25°C)													
10.20	122.5	80.0	62.7	32.0	23.2	19.9	15.75	11.60	8.81	5.69	3.81	3.35	1.740
10.50	121.5	79.2	62.0	31.7	23.1	19.8	15.50	11.20	8.54	5.58	3.77	3.32	1.720
10.80	120.4	78.3	61.4	31.5	23.0	19.7	15.25	10.80	8.26	5.47	3.73	3.29	1.690
Constant Power Discharge Data Sheet (Watt at 25°C)													
10.20	1325	955	773	437	318	242	185.7	139.7	99.71	65.72	46.29	37.46	20.17
10.50	1269	923	750	428	311	238	183.0	137.7	97.45	64.97	45.91	36.90	19.88
10.80	1203	889	726	415	303	234	180.3	135.8	95.76	64.22	45.44	36.28	19.60

Performance Characteristics

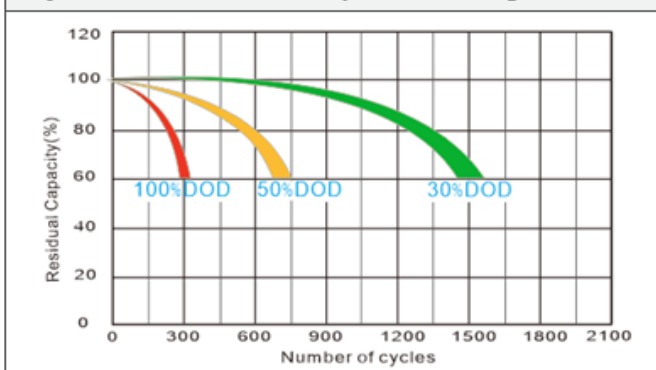
Charge Characteristics (25°C/77°F)



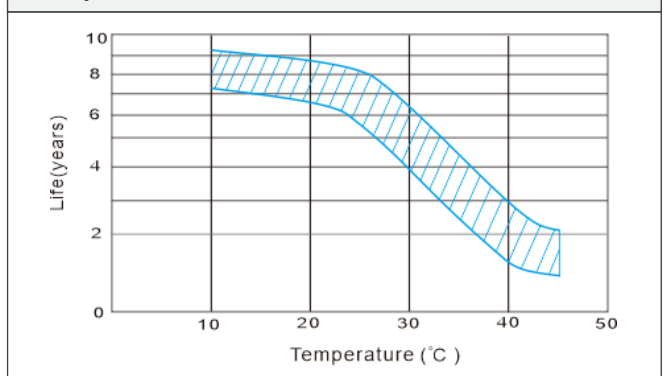
Discharge Characteristic (25°C/77°F)



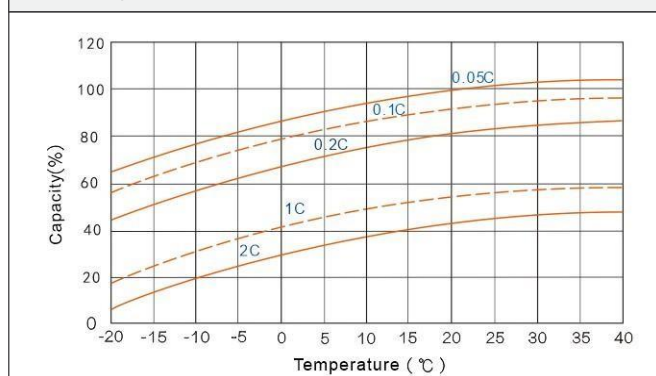
Cycle Life in Relation to Depth of Discharge



Temperature vs Float Life



Capacity Curve At Different Temperature



Self Discharge Characteristics

